

Signify Classified - Internal
Cooper Lighting Solutions Photometric Lab
1121 Highway 74 South
Peachtree City, GA 30269



Scaled data based on original data using
LM-79-08 Approved Method: Electrical and Photometric Measurements of Solid-
State Lighting Products

Test Report Prepared for
Cooper Lighting Solutions
(formerly Eaton)

Brand: STREETWORKS

Report Number: P868000

Luminaire Tested: **MEM2-HSN-SA-110-727-U-T2U-HSS**

Issue Date: 08/21/2024



Test Information

Test Method: LM-79-08
Report Number: P868000
Test Lab: INNOVATION CENTER(G3)
Issue Date: 08/21/2024
Manufacturer: COOPER LIGHTING SOLUTIONS (FORMERLY EATON)
Product Line: STREETWORKS
Catalog Number: MEM2-HSN-SA-110-727-U-T2U-HSS
Description: EPIC MODERN SHORT HOUSING DISCRETE LED ARRAYS 110W 70CRI 2700K
FITXURE w/ TYPE II URBAN DISTRIBUTION OPTIC AND HOUSE SIDE SHIELD
Light Source: (30) 2700K CCT, 70 CRI LEDS
Ballast/Driver: ELECTRONIC DRIVER

Summary

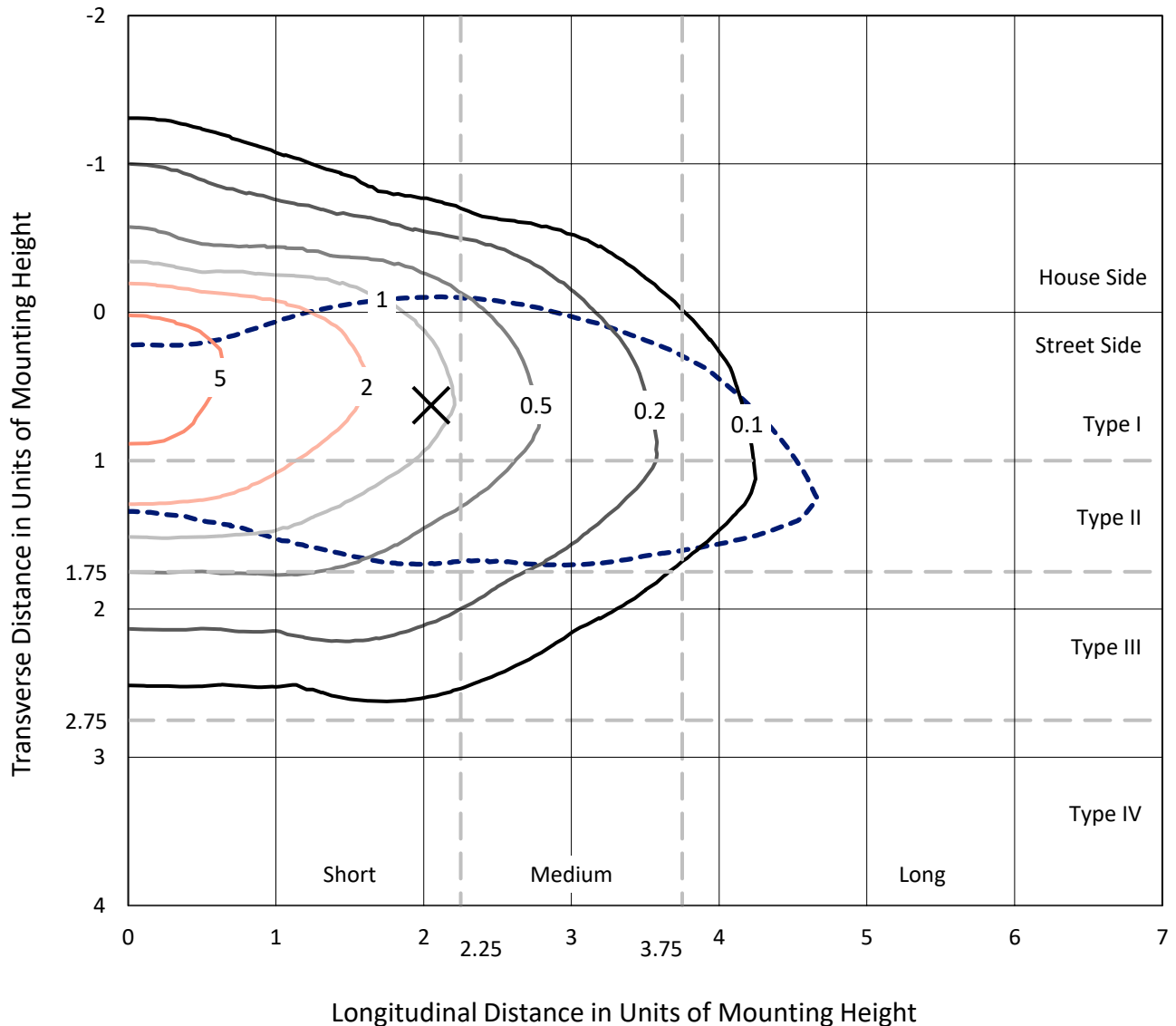
Lumens per Lamp: N/A
Luminaire Lumens: 10559.6 lumens
Efficiency: N/A
Efficacy: 93.4 lumens/watt
Luminous Opening: Rectangular (W 1' x L: 0.33' x H: 0')
IES Classification: Type II - Short
BUG Rating: B1 - U0 - G2

Input Watts (W): 113
Input Voltage (V): 120
Input Current (A_{in}): NR
Voltage Rise (V): NR
Power Factor: 0.99
Total Harmonic Distortion (THDi): 7.77%
Frequency (hertz): 60
Stabilization Time: NR
Operation Time: NR
Ambient Temperature (°C): NR
Test Distance: 24 FT

REPORT NUMBER: P868000
 CATALOG NUMBER: MEM2-HSN-SA-110-727-U-T2U-HSS

Iso-Footcandle Lines of Horizontal Illumination

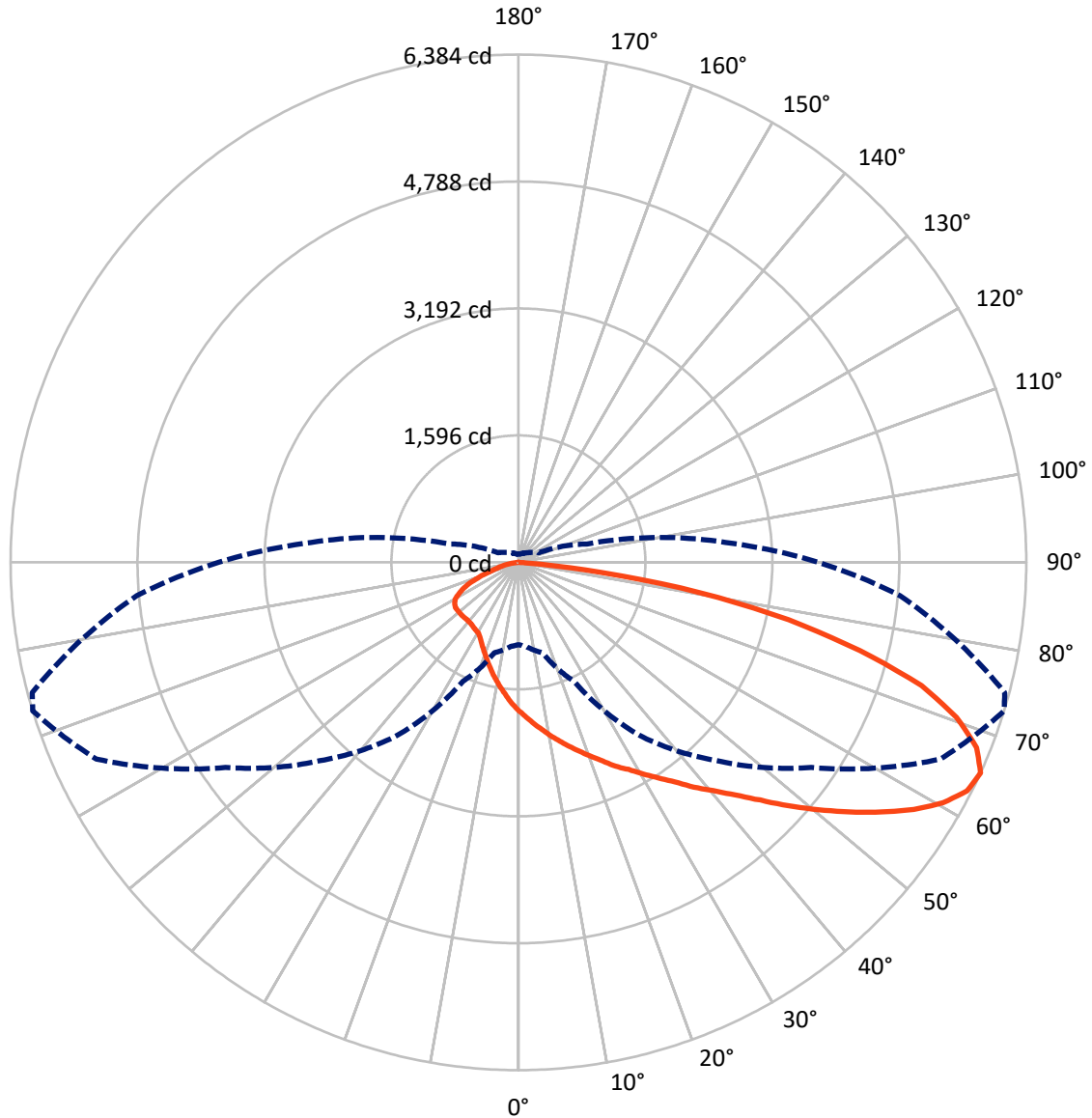
✕ Max cd
 - - - 1/2 Max cd



Based on 20 foot mounting height. Maximum calculated value = 7.6 fc
 Type II - Short - N/A

REPORT NUMBER: P868000
CATALOG NUMBER: MEM2-HSN-SA-110-727-U-T2U-HSS

Luminous Intensity Polar Plot



— Vertical Plane Through 73-Deg Lateral - - - Horizontal Cone Through 65-Deg Vertical

REPORT NUMBER: P868000

CATALOG NUMBER: MEM2-HSN-SA-110-727-U-T2U-HSS

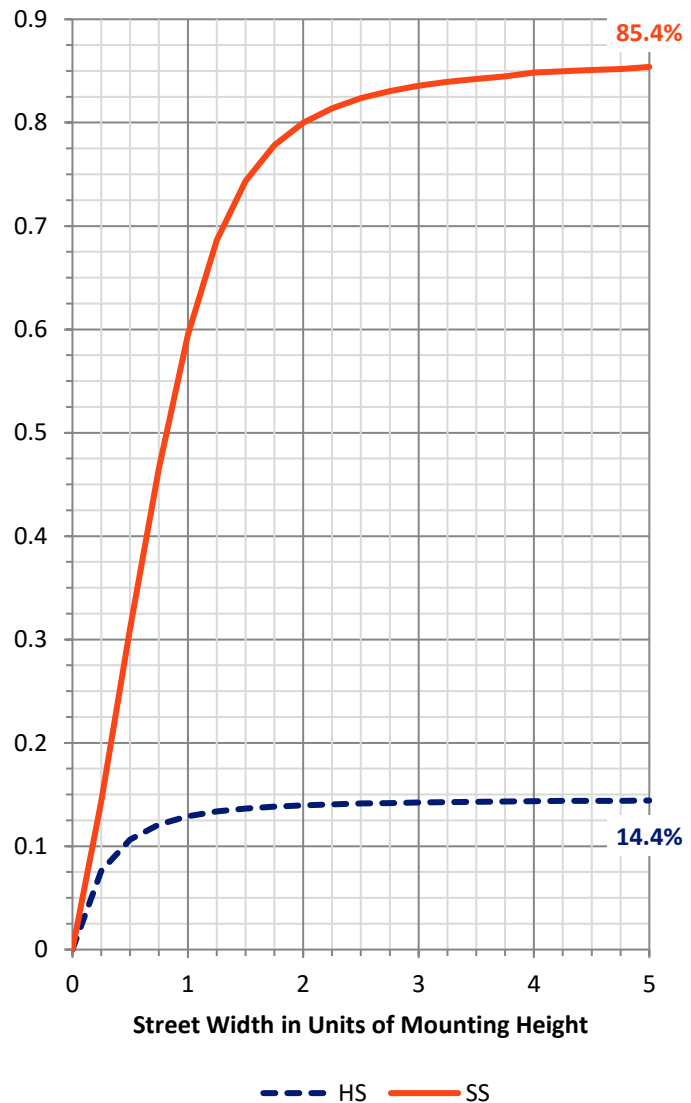
FLUX DISTRIBUTION:

		Downward	Upward	Total
House Side	Lumens	1535.5	0.0	1535.5
	% Fixture	14.5	0.0	14.5
Street Side	Lumens	9024.1	0.0	9024.1
	% Fixture	85.5	0.0	85.5
Total	Lumens	10559.6	0.0	10559.6
	% Fixture	100.0	0.0	100.0

Coefficient of Utilization

ZONAL LUMENS:

Zone	Lumens	% Fixture
0°-10°	180.8	1.7
10°-20°	549.5	5.2
20°-30°	920.4	8.7
30°-40°	1388.3	13.1
40°-50°	1961.7	18.6
50°-60°	2207.3	20.9
60°-70°	1979.3	18.7
70°-80°	1203.8	11.4
80°-90°	168.5	1.6
90°-100°	0.0	0.0
100°-110°	0.0	0.0
110°-120°	0.0	0.0
120°-130°	0.0	0.0
130°-140°	0.0	0.0
140°-150°	0.0	0.0
150°-160°	0.0	0.0
160°-170°	0.0	0.0
170°-180°	0.0	0.0
0°-90°	10559.6	100.0
0°-180°	10559.6	100.0



REPORT NUMBER: P868000

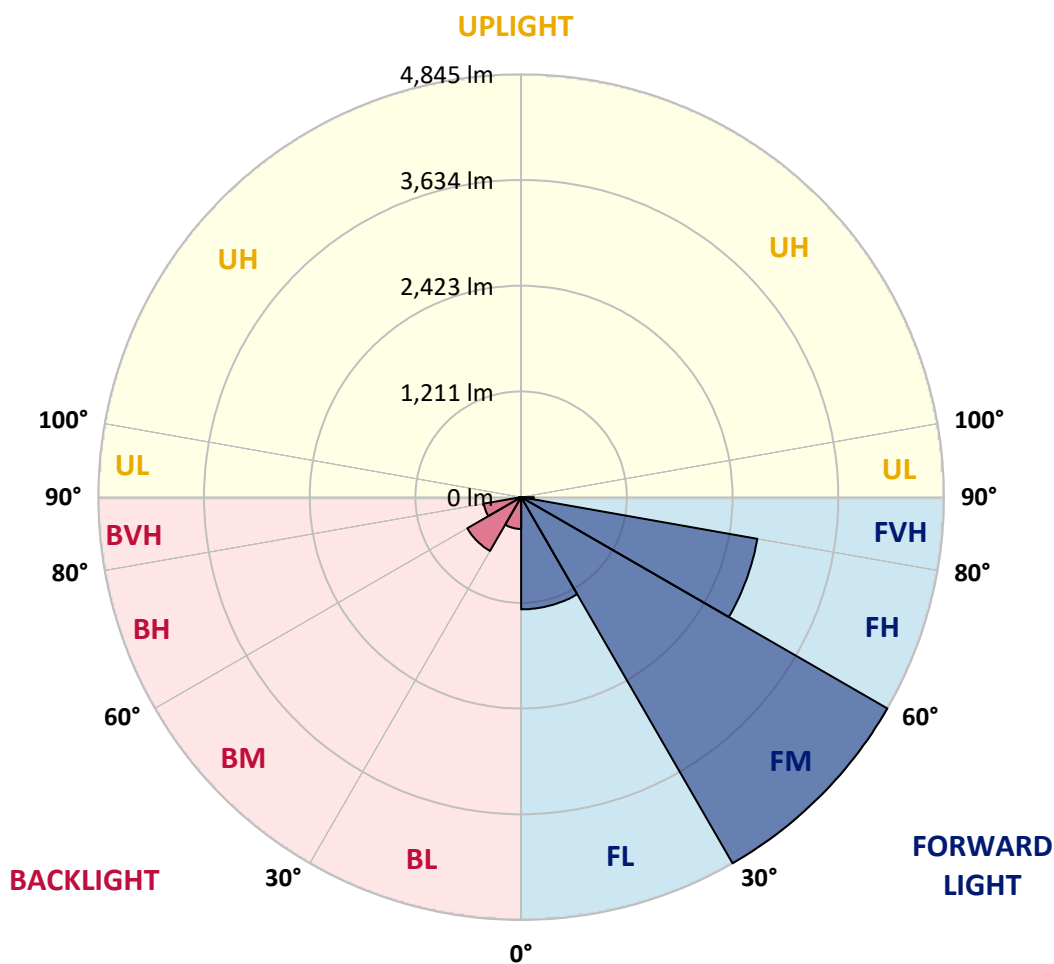
CATALOG NUMBER: MEM2-HSN-SA-110-727-U-T2U-HSS

LUMINAIRE CLASSIFICATION SYSTEM LUMEN TABLE AND BUG RATING:

Zone	Lumens	% Fixture	Zone Rating/Lumen Limit		
			B	U	G
FL (0°-30°)	1285.9	12.2			
FM (30°-60°)	4845.2	45.9			
FH (60°-80°)	2748.2	26.0			G2/5000
FVH (80°-90°)	144.7	1.4			G2/225
BL (0°-30°)	364.8	3.5	B1/500		
BM (30°-60°)	712.0	6.7	B1/1000		
BH (60°-80°)	434.9	4.1	B1/500		G1/500
BVH (80°-90°)	23.7	0.2			G1/100
UL (90°-100°)	0.0	0.0		U0/0	
UH (100°-180°)	0.0	0.0		U0/0	

BUG Rating: B1-U0-G2

Type II Short





REPORT NUMBER: P868000

CATALOG NUMBER: MEM2-HSN-SA-110-727-U-T2U-HSS

CANDELA DISTRIBUTION (FULL):

	0°	5°	15°	25°	35°	45°	55°	65°	73°	75°	85°
0°	1873.3	1873.3	1873.3	1873.3	1873.3	1873.3	1873.3	1873.3	1873.3	1873.3	1873.3
2.5°	2162.2	2149.8	2131.1	2115.6	2087.7	2050.4	2019.3	1978.9	1951.0	1941.6	1901.3
5°	2476.0	2460.5	2438.7	2401.4	2326.9	2283.4	2202.6	2109.4	2034.8	2019.3	1926.1
7.5°	2799.1	2792.9	2743.2	2687.2	2597.1	2500.8	2376.6	2230.6	2121.8	2097.0	1954.1
10°	3072.5	3044.5	3016.5	2963.7	2867.4	2730.7	2569.2	2367.3	2215.0	2174.6	1982.0
12.5°	3237.1	3227.8	3202.9	3140.8	3047.6	2929.6	2736.9	2500.8	2305.1	2249.2	2010.0
15°	3358.3	3367.6	3342.7	3302.3	3206.0	3094.2	2907.8	2640.6	2401.4	2336.2	2041.1
17.5°	3473.2	3467.0	3463.9	3417.3	3330.3	3218.5	3029.0	2755.6	2497.7	2426.3	2072.1
20°	3538.5	3541.6	3535.3	3516.7	3432.8	3324.1	3147.0	2892.3	2603.4	2522.6	2112.5
22.5°	3572.6	3585.1	3597.5	3594.4	3526.0	3442.1	3258.9	3001.0	2712.1	2628.2	2162.2
25°	3594.4	3603.7	3631.7	3668.9	3606.8	3538.5	3383.1	3131.5	2839.5	2743.2	2221.2
27.5°	3613.0	3625.4	3659.6	3715.5	3665.8	3625.4	3491.9	3243.3	2948.2	2861.2	2289.6
30°	3734.2	3749.7	3749.7	3777.7	3721.7	3712.4	3613.0	3376.9	3084.9	2991.7	2376.6
32.5°	4054.2	4023.1	3967.2	3939.2	3805.6	3808.7	3731.1	3510.5	3230.9	3137.7	2485.3
35°	4330.6	4330.6	4262.3	4172.2	3957.8	3914.4	3867.8	3687.6	3389.3	3299.2	2628.2
37.5°	4597.8	4600.9	4529.5	4451.8	4206.4	4051.0	4026.2	3858.4	3585.1	3479.4	2777.3
40°	4765.6	4784.2	4765.6	4706.5	4470.4	4290.3	4181.5	4051.0	3771.4	3690.7	2948.2
42.5°	4793.5	4830.8	4899.2	4917.8	4663.1	4504.6	4380.3	4249.9	3995.1	3905.0	3143.9
45°	4722.1	4734.5	4886.7	4908.5	4806.0	4675.5	4591.6	4482.9	4262.3	4184.6	3361.4
47.5°	4526.4	4501.5	4554.3	4743.8	4784.2	4778.0	4799.7	4746.9	4573.0	4473.5	3600.6
50°	4107.0	4116.3	4287.1	4517.0	4656.8	4815.3	4955.1	5014.1	4886.7	4787.3	3858.4
52.5°	3342.7	3386.2	3712.4	4256.1	4498.4	4790.4	5066.9	5265.7	5212.9	5116.6	4113.2
55°	2746.3	2811.5	3137.7	3836.7	4280.9	4669.3	5132.2	5529.8	5539.1	5464.6	4346.2
57.5°	2149.8	2202.6	2547.4	3187.4	3970.3	4479.8	5141.5	5756.6	5862.2	5775.2	4551.2
60°	1683.8	1721.1	1923.0	2656.2	3588.2	4209.5	5073.1	5936.8	6135.6	6070.4	4728.3
62.5°	1276.8	1304.8	1485.0	2100.1	3119.1	3892.6	4843.2	6002.0	6328.2	6266.1	4827.7
65°	1034.5	1059.4	1177.4	1649.6	2656.2	3526.0	4495.3	5852.9	6384.1	6328.2	4815.3
67.5°	845.0	854.3	950.6	1286.1	2246.1	3112.8	3985.8	5464.6	6213.3	6210.2	4672.4
70°	683.5	708.3	789.1	1025.2	1867.1	2637.5	3392.4	4855.7	5843.6	5874.6	4386.6
72.5°	580.9	587.2	658.6	848.1	1522.2	2140.5	2808.4	4153.6	5299.9	5324.8	3939.2
75°	490.8	500.2	553.0	686.6	1236.4	1699.3	2258.5	3355.2	4436.3	4541.9	3317.9
77.5°	422.5	425.6	462.9	565.4	879.2	1276.8	1655.8	2516.4	3473.2	3547.8	2606.5
80°	332.4	338.6	379.0	447.4	612.0	829.5	1143.2	1721.1	2320.7	2404.5	1805.0
82.5°	155.3	174.0	183.3	245.4	320.0	410.1	540.6	717.6	1050.0	1046.9	841.9
85°	15.5	12.4	12.4	18.6	28.0	28.0	34.2	40.4	80.8	96.3	74.6
87.5°	0.0	0.0	0.0	3.1	6.2	6.2	6.2	9.3	9.3	9.3	9.3
90°	0.0	0.0	0.0	0.0	0.0	0.0	0.0	0.0	0.0	0.0	0.0



REPORT NUMBER: P868000

CATALOG NUMBER: MEM2-HSN-SA-110-727-U-T2U-HSS

CANDELA DISTRIBUTION (continued):

	90°	95°	105°	115°	125°	135°	145°	155°	165°	175°	180°
0°	1873.3	1873.3	1873.3	1873.3	1873.3	1873.3	1873.3	1873.3	1873.3	1873.3	1873.3
2.5°	1882.6	1854.7	1805.0	1758.4	1727.3	1702.4	1662.0	1637.2	1618.6	1593.7	1590.6
5°	1876.4	1826.7	1727.3	1643.4	1562.6	1494.3	1422.8	1379.3	1332.7	1311.0	1329.6
7.5°	1882.6	1801.8	1646.5	1519.1	1398.0	1289.3	1196.1	1137.0	1093.5	1071.8	1074.9
10°	1885.7	1780.1	1578.2	1401.1	1245.8	1118.4	1012.8	932.0	879.2	866.7	851.2
12.5°	1879.5	1752.1	1509.8	1286.1	1099.7	959.9	835.7	773.6	720.7	695.9	695.9
15°	1885.7	1730.4	1438.4	1180.5	969.3	807.7	702.1	633.8	602.7	580.9	584.0
17.5°	1885.7	1711.8	1370.0	1078.0	841.9	692.8	596.5	540.6	509.5	497.1	494.0
20°	1907.5	1696.2	1304.8	981.7	730.1	590.3	512.6	469.1	444.2	431.8	425.6
22.5°	1923.0	1683.8	1245.8	888.5	636.9	515.7	450.5	410.1	391.4	385.2	385.2
25°	1951.0	1680.7	1192.9	798.4	562.3	459.8	400.8	369.7	354.2	347.9	347.9
27.5°	1991.4	1686.9	1143.2	720.7	506.4	403.9	360.4	335.5	326.2	323.1	320.0
30°	2050.4	1714.9	1112.2	661.7	453.6	369.7	329.3	313.8	307.6	304.4	304.4
32.5°	2128.0	1764.6	1099.7	630.6	422.5	341.7	307.6	295.1	288.9	288.9	285.8
35°	2224.3	1820.5	1090.4	602.7	400.8	323.1	292.0	279.6	276.5	276.5	276.5
37.5°	2339.3	1879.5	1074.9	584.0	388.3	307.6	279.6	267.2	267.2	267.2	267.2
40°	2466.7	1966.5	1071.8	571.6	379.0	298.2	267.2	254.7	254.7	254.7	254.7
42.5°	2609.6	2059.7	1068.7	562.3	372.8	292.0	254.7	242.3	242.3	242.3	242.3
45°	2783.5	2177.7	1074.9	556.1	372.8	285.8	245.4	229.9	226.8	226.8	226.8
47.5°	2954.4	2289.6	1081.1	549.9	366.6	276.5	233.0	217.5	214.4	211.3	211.3
50°	3137.7	2404.5	1081.1	543.7	360.4	267.2	223.7	201.9	198.8	195.7	195.7
52.5°	3317.9	2500.8	1084.2	534.3	344.8	251.6	208.1	189.5	183.3	180.2	177.1
55°	3491.9	2603.4	1087.3	518.8	326.2	236.1	198.8	177.1	167.8	161.5	161.5
57.5°	3622.3	2687.2	1071.8	487.7	301.3	220.6	183.3	161.5	149.1	142.9	142.9
60°	3746.6	2740.0	1043.8	441.1	276.5	205.0	170.9	146.0	133.6	127.4	127.4
62.5°	3796.3	2749.4	978.6	360.4	245.4	189.5	155.3	133.6	124.3	121.2	121.2
65°	3768.3	2709.0	891.6	285.8	217.5	170.9	142.9	124.3	111.8	102.5	102.5
67.5°	3616.1	2569.2	773.6	226.8	189.5	155.3	130.5	111.8	99.4	90.1	90.1
70°	3327.2	2345.5	602.7	180.2	164.7	136.7	118.1	102.5	90.1	80.8	80.8
72.5°	2901.6	2034.8	438.0	152.2	142.9	121.2	105.6	93.2	80.8	74.6	74.6
75°	2392.1	1568.8	310.7	130.5	127.4	108.7	96.3	83.9	74.6	68.3	68.3
77.5°	1795.6	1093.5	242.3	114.9	111.8	99.4	87.0	77.7	68.3	65.2	62.1
80°	1196.1	677.2	183.3	87.0	83.9	77.7	71.5	65.2	55.9	49.7	49.7
82.5°	534.3	285.8	93.2	49.7	43.5	37.3	31.1	21.7	21.7	18.6	18.6
85°	55.9	37.3	18.6	12.4	12.4	9.3	9.3	9.3	6.2	6.2	6.2
87.5°	9.3	9.3	6.2	6.2	6.2	3.1	3.1	3.1	3.1	3.1	3.1
90°	0.0	0.0	0.0	0.0	0.0	0.0	0.0	0.0	0.0	0.0	0.0

LM-79-2019: Approved Method: Electrical and Photometric Measurements of Solid-State Lighting Products

Report Prepared for

Cooper Lighting Solutions

Streetworks

Report Number: SP1-2407-157-3

Test Date: 08/07/2024

Luminaire Tested: MEM2-HTN-SA-30-727-U-5WQ-2

Data in this report applies to families of products including MEM2-HTN-SA-30-727-U-5WQ-2

Test Information

Test Method: LM-79-2019
 Report Number: SP1-2407-157-3
 Test Lab: COOPER LIGHTING SOLUTIONS
 Photometer: SP1 - 76IN SPHERE
 Measurement Geometry: 4π
 Issue Date: 08/20/2024
 Manufacturer: COOPER LIGHTING SOLUTIONS
 Product Line: Streetworks
 Catalog Number: **MEM2-HTN-SA-30-727-U-5WQ-2**
 Description: Epic Modern Light Square 30W 5WQ Optic and Flare Trim

Spectral Parameters

CCT (K): 2747
 CIE u': 0.2606
 CIE v': 0.5257
 Duv: -0.0005
 CIE x: 0.4552
 CIE y: 0.4082
 CIE z: 0.1366
 Peak Wavelength (nm): 597
 Dominant Wavelength (nm): 584
 Purity: 59.16856
 Rf: 75.5
 Rg: 93.6

CRI (Ra):	71.7		
R1:	68.1	R9:	-35.3
R2:	83.9	R10:	64.2
R3:	94.7	R11:	61.7
R4:	66.3	R12:	53.9
R5:	67.4	R13:	71.2
R6:	78.7	R14:	97.6
R7:	75.0	R15:	59.3
R8:	39.4		



Test Conditions

Stabilization Time: 22M
 Operation Time: 1H 22M
 Sphere Temperature (°C): 24.2

REPORT NUMBER: SP1-2407-157-3

Measurement and Test Equipment			
Instrument	Identification Number	Calibration Date	Calibration Due Date
Photometer	IN0058	6/18/2024	12/18/2024
Power Meter	INXT2011004	2/8/2024	2/8/2025
AC Power Source	IN0063	10/24/2023	10/24/2024
DC Power Source	IN0208	10/24/2023	10/24/2024
Sphere Thermometer	IN0085	10/24/2023	10/24/2024
Room Thermometer	IN0046	10/24/2023	10/24/2024

REPORT NUMBER: SP1-2407-157-3

CIE 1931 Chromaticity Diagram



CIE 1931 Chromaticity Diagram with 2017 ANSI 7-Step and 4-Step Quadrangles



CCT = 2747K
 CIE x = 0.4552
 CIE y = 0.4082
 Duv = -0.0005

Point lies inside the ANSI 2700K 4-step quadrangle

REPORT NUMBER: SP1-2407-157-3

Photopic Flux vs. Wavelength



Photopic Lumens: NR

λ (nm)	Power W [^] /nm	Lumens (ϕ /nm)	λ (nm)	Power W [^] /nm	Lumens (ϕ /nm)	λ (nm)	Power W [^] /nm	Lumens (ϕ /nm)	λ (nm)	Power W [^] /nm	Lumens (ϕ /nm)	λ (nm)	Power W [^] /nm	Lumens (ϕ /nm)
360	0	NR	490	103	NR	620	846	NR	750	20	NR	880	0	NR
365	0	NR	495	130	NR	625	784	NR	755	17	NR	885	1	NR
370	0	NR	500	171	NR	630	720	NR	760	15	NR	890	0	NR
375	0	NR	505	221	NR	635	652	NR	765	13	NR	895	0	NR
380	0	NR	510	268	NR	640	587	NR	770	11	NR	900	0	NR
385	0	NR	515	313	NR	645	521	NR	775	9	NR	905	0	NR
390	0	NR	520	350	NR	650	461	NR	780	8	NR	910	0	NR
395	0	NR	525	381	NR	655	406	NR	785	7	NR	915	0	NR
400	0	NR	530	407	NR	660	353	NR	790	6	NR	920	0	NR
405	2	NR	535	435	NR	665	307	NR	795	5	NR	925	0	NR
410	4	NR	540	462	NR	670	264	NR	800	4	NR	930	0	NR
415	9	NR	545	496	NR	675	227	NR	805	4	NR	935	0	NR
420	20	NR	550	534	NR	680	196	NR	810	3	NR	940	0	NR
425	38	NR	555	582	NR	685	167	NR	815	3	NR	945	0	NR
430	69	NR	560	638	NR	690	144	NR	820	2	NR	950	0	NR
435	120	NR	565	700	NR	695	122	NR	825	2	NR	955	0	NR
440	193	NR	570	767	NR	700	103	NR	830	2	NR	960	0	NR
445	316	NR	575	836	NR	705	88	NR	835	2	NR	965	0	NR
450	469	NR	580	898	NR	710	74	NR	840	1	NR	970	0	NR
455	431	NR	585	947	NR	715	63	NR	845	1	NR	975	0	NR
460	264	NR	590	982	NR	720	54	NR	850	1	NR	980	0	NR
465	197	NR	595	997	NR	725	46	NR	855	1	NR	985	0	NR
470	155	NR	600	997	NR	730	39	NR	860	1	NR	990	0	NR
475	108	NR	605	978	NR	735	33	NR	865	1	NR	995	0	NR
480	90	NR	610	947	NR	740	28	NR	870	1	NR	1000	0	NR
485	92	NR	615	900	NR	745	24	NR	875	1	NR			

REPORT NUMBER: SP1-2407-157-3

Scotopic Flux vs. Wavelength



Scotopic Lumens: NR

S/P: 1.13

λ (nm)	Power W [^] /nm	Lumens (φ/nm)	λ (nm)	Power W [^] /nm	Lumens (φ/nm)	λ (nm)	Power W [^] /nm	Lumens (φ/nm)	λ (nm)	Power W [^] /nm	Lumens (φ/nm)	λ (nm)	Power W [^] /nm	Lumens (φ/nm)
360	0	NR	490	103	NR	620	846	NR	750	20	NR	880	0	NR
365	0	NR	495	130	NR	625	784	NR	755	17	NR	885	1	NR
370	0	NR	500	171	NR	630	720	NR	760	15	NR	890	0	NR
375	0	NR	505	221	NR	635	652	NR	765	13	NR	895	0	NR
380	0	NR	510	268	NR	640	587	NR	770	11	NR	900	0	NR
385	0	NR	515	313	NR	645	521	NR	775	9	NR	905	0	NR
390	0	NR	520	350	NR	650	461	NR	780	8	NR	910	0	NR
395	0	NR	525	381	NR	655	406	NR	785	7	NR	915	0	NR
400	0	NR	530	407	NR	660	353	NR	790	6	NR	920	0	NR
405	2	NR	535	435	NR	665	307	NR	795	5	NR	925	0	NR
410	4	NR	540	462	NR	670	264	NR	800	4	NR	930	0	NR
415	9	NR	545	496	NR	675	227	NR	805	4	NR	935	0	NR
420	20	NR	550	534	NR	680	196	NR	810	3	NR	940	0	NR
425	38	NR	555	582	NR	685	167	NR	815	3	NR	945	0	NR
430	69	NR	560	638	NR	690	144	NR	820	2	NR	950	0	NR
435	120	NR	565	700	NR	695	122	NR	825	2	NR	955	0	NR
440	193	NR	570	767	NR	700	103	NR	830	2	NR	960	0	NR
445	316	NR	575	836	NR	705	88	NR	835	2	NR	965	0	NR
450	469	NR	580	898	NR	710	74	NR	840	1	NR	970	0	NR
455	431	NR	585	947	NR	715	63	NR	845	1	NR	975	0	NR
460	264	NR	590	982	NR	720	54	NR	850	1	NR	980	0	NR
465	197	NR	595	997	NR	725	46	NR	855	1	NR	985	0	NR
470	155	NR	600	997	NR	730	39	NR	860	1	NR	990	0	NR
475	108	NR	605	978	NR	735	33	NR	865	1	NR	995	0	NR
480	90	NR	610	947	NR	740	28	NR	870	1	NR	1000	0	NR
485	92	NR	615	900	NR	745	24	NR	875	1	NR			

REPORT NUMBER: SP1-2407-157-3

Melanopic Flux vs. Wavelength



Melanopic Lumens: NR M/P: 2.04

λ (nm)	Power W [^] /nm	Lumens (φ/nm)	λ (nm)	Power W [^] /nm	Lumens (φ/nm)	λ (nm)	Power W [^] /nm	Lumens (φ/nm)	λ (nm)	Power W [^] /nm	Lumens (φ/nm)	λ (nm)	Power W [^] /nm	Lumens (φ/nm)
360	0	NR	490	103	NR	620	846	NR	750	20	NR	880	0	NR
365	0	NR	495	130	NR	625	784	NR	755	17	NR	885	1	NR
370	0	NR	500	171	NR	630	720	NR	760	15	NR	890	0	NR
375	0	NR	505	221	NR	635	652	NR	765	13	NR	895	0	NR
380	0	NR	510	268	NR	640	587	NR	770	11	NR	900	0	NR
385	0	NR	515	313	NR	645	521	NR	775	9	NR	905	0	NR
390	0	NR	520	350	NR	650	461	NR	780	8	NR	910	0	NR
395	0	NR	525	381	NR	655	406	NR	785	7	NR	915	0	NR
400	0	NR	530	407	NR	660	353	NR	790	6	NR	920	0	NR
405	2	NR	535	435	NR	665	307	NR	795	5	NR	925	0	NR
410	4	NR	540	462	NR	670	264	NR	800	4	NR	930	0	NR
415	9	NR	545	496	NR	675	227	NR	805	4	NR	935	0	NR
420	20	NR	550	534	NR	680	196	NR	810	3	NR	940	0	NR
425	38	NR	555	582	NR	685	167	NR	815	3	NR	945	0	NR
430	69	NR	560	638	NR	690	144	NR	820	2	NR	950	0	NR
435	120	NR	565	700	NR	695	122	NR	825	2	NR	955	0	NR
440	193	NR	570	767	NR	700	103	NR	830	2	NR	960	0	NR
445	316	NR	575	836	NR	705	88	NR	835	2	NR	965	0	NR
450	469	NR	580	898	NR	710	74	NR	840	1	NR	970	0	NR
455	431	NR	585	947	NR	715	63	NR	845	1	NR	975	0	NR
460	264	NR	590	982	NR	720	54	NR	850	1	NR	980	0	NR
465	197	NR	595	997	NR	725	46	NR	855	1	NR	985	0	NR
470	155	NR	600	997	NR	730	39	NR	860	1	NR	990	0	NR
475	108	NR	605	978	NR	735	33	NR	865	1	NR	995	0	NR
480	90	NR	610	947	NR	740	28	NR	870	1	NR	1000	0	NR
485	92	NR	615	900	NR	745	24	NR	875	1	NR			

Summary

$R_f = 75.5$
 $R_g = 93.6$
 $CIE R_a = 71.7$
 $R_g = -35.3$

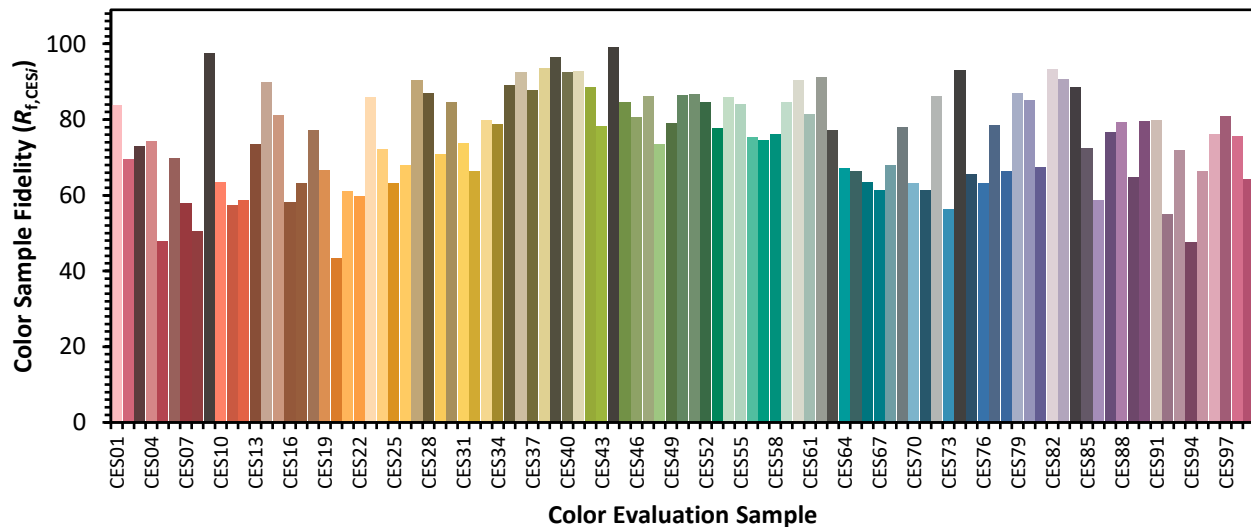


Color Vector Graphics



Individual Sample Fidelity Index ($R_{f,i}$)

CES01 = 86	CES26 = 68	CES51 = 87	CES76 = 63
CES02 = 63	CES27 = 90	CES52 = 85	CES77 = 79
CES03 = 31	CES28 = 87	CES53 = 78	CES78 = 66
CES04 = 71	CES29 = 71	CES54 = 86	CES79 = 87
CES05 = 50	CES30 = 85	CES55 = 84	CES80 = 85
CES06 = 52	CES31 = 74	CES56 = 75	CES81 = 67
CES07 = 42	CES32 = 66	CES57 = 75	CES82 = 93
CES08 = 41	CES33 = 80	CES58 = 76	CES83 = 91
CES09 = 29	CES34 = 79	CES59 = 85	CES84 = 89
CES10 = 77	CES35 = 89	CES60 = 90	CES85 = 72
CES11 = 60	CES36 = 93	CES61 = 81	CES86 = 59
CES12 = 66	CES37 = 88	CES62 = 91	CES87 = 77
CES13 = 43	CES38 = 93	CES63 = 77	CES88 = 79
CES14 = 74	CES39 = 97	CES64 = 67	CES89 = 65
CES15 = 72	CES40 = 93	CES65 = 66	CES90 = 80
CES16 = 48	CES41 = 93	CES66 = 63	CES91 = 80
CES17 = 51	CES42 = 89	CES67 = 61	CES92 = 55
CES18 = 57	CES43 = 78	CES68 = 68	CES93 = 72
CES19 = 73	CES44 = 99	CES69 = 78	CES94 = 48
CES20 = 67	CES45 = 85	CES70 = 63	CES95 = 66
CES21 = 88	CES46 = 81	CES71 = 61	CES96 = 76
CES22 = 80	CES47 = 86	CES72 = 86	CES97 = 81
CES23 = 92	CES48 = 74	CES73 = 56	CES98 = 76
CES24 = 91	CES49 = 79	CES74 = 93	CES99 = 64
CES25 = 73	CES50 = 86	CES75 = 66	



Color Rendition by Hue-Angle Bin



Measure Comparisons



(END OF REPORT)